

# BNP Paribas 17<sup>th</sup> High Yield and Leveraged Finance Conference

January 2021

[cgg.com](http://cgg.com)





## Disclaimer

This presentation contains forward-looking statements, including, without limitation, statements about CGG (“the Company”) and its plans, strategies and prospects. These forward-looking statements are subject to risks and uncertainties that may change at any time, and, therefore, the Company’s actual results may differ materially from those that were expected.

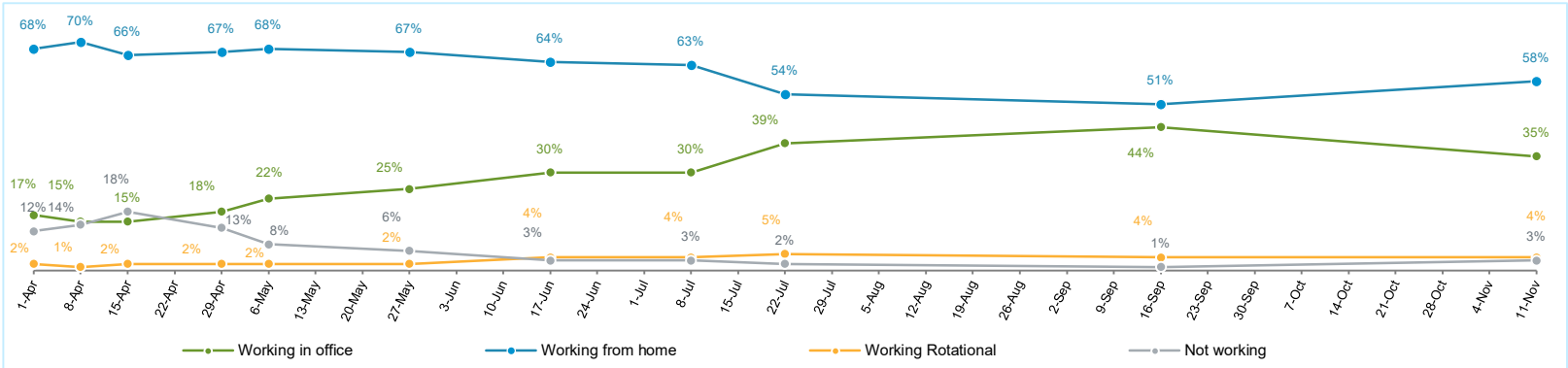
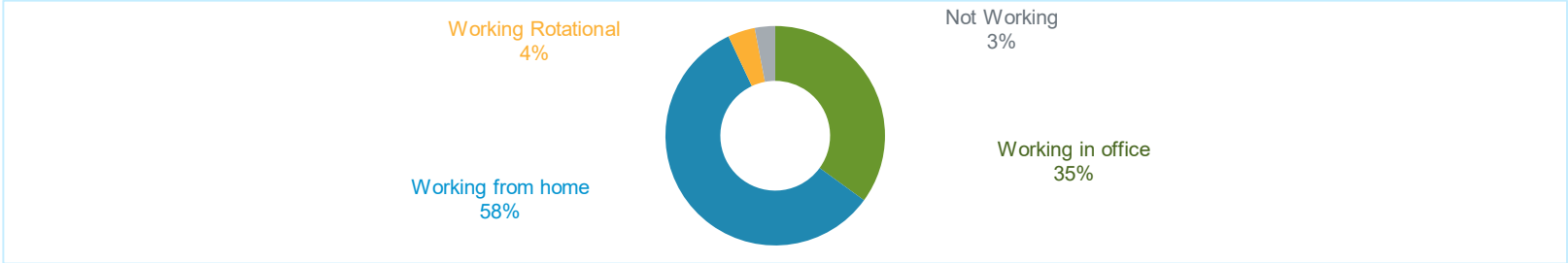
The Company based these forward-looking statements on its current assumptions, expectations and projections about future events. Although the Company believes that the expectations reflected in these forward-looking statements are reasonable, it is very difficult to predict the impact of known factors and it is impossible for us to anticipate all factors that could affect our proposed results. All forward-looking statements are based upon information available to the Company as of the date of this presentation.

Important factors that could cause actual results to differ materially from management's expectations are disclosed in the Company’s periodic reports and other regulated information filed with the AMF. Investors are cautioned not to place undue reliance on such forward-looking statements.



# Covid-19 Update : CGG managed the health and safety of its employees while preserving business continuity

## Impact on Work Organization



# Gradual market recovery

## POSITIVE MARKET OUTLOOK

- Roll-out of Covid-19 vaccinations
- Recent OPEC+ agreements
- Gradual rebalancing in oil price (consensus c. \$48 and c.\$53 average in 2021/2022 respectively)

## OIL & GAS COMPANIES TO REMAIN FOCUSED ON HIGHER EFFICIENCY AND PRODUCTIVITY

- E&P Capex down to c.(30)% in 2020
- Increased demand for high-end technology for increased reservoir production and near field exploration for portfolio optimization
- CGG technology remains fundamental to our clients' success, as we play a significant part in the efficiency and effectiveness of their business
- With our high-end geoscience technologies, the expansion of our multi-client library in core basins and best-in-class equipment, CGG provides a unique value proposition to its clients

## OIL & GAS COMPANIES REDEPLOYING CAPITAL FROM TRADITIONAL UPSTREAM TO RENEWABLES

CGG is establishing new businesses to address the growing demand for green energy and transition to a low carbon world:

- Developing in adjacent areas where we could extend from our current core business (SHM)
- Leveraging existing core capabilities by extending into other domains (Geothermal)
- Expanding into the areas where our clients are growing (CCUS)



## 2020 Adaptation plan



### Reduced Capex

- 2020 cash Capex around \$300 million, down \$(75) million vs. previous guidance of March 6, 2020
  - Multi-client cash capex, down \$(60) million, at around \$225 million at 75% prefunding rate
  - Industrial and development costs cash capex around \$75 million

### Severe cash cost reductions

- Cash costs reductions of around \$35 million in 2020 and around \$135 million annualized, including around \$90 million of fixed cash costs





# ESG Roadmap

## Our ESG Roadmap



**Always act responsibly** and abide by all applicable environmental laws



**Continue to advance our technology and services** to enable our clients to sustainably and responsibly discover, develop and manage the Earth's resources



**Continue to advance our data collection capabilities** to best measure, monitor and continuously reduce our impact



**Commit to improving our power usage efficiency**, increasing the low-carbon content of our energy supply, and reducing our GHG emissions



**Encourage and support our businesses**, all employees globally to find and take specific actions that support the health of the environment, climate and the communities where we operate

## Our ESG Ratings

(1)

**MSCI**  
ESG RATINGS



CCC B BB BBB A **AA** AAA



**N°1 ESG Energy Services**

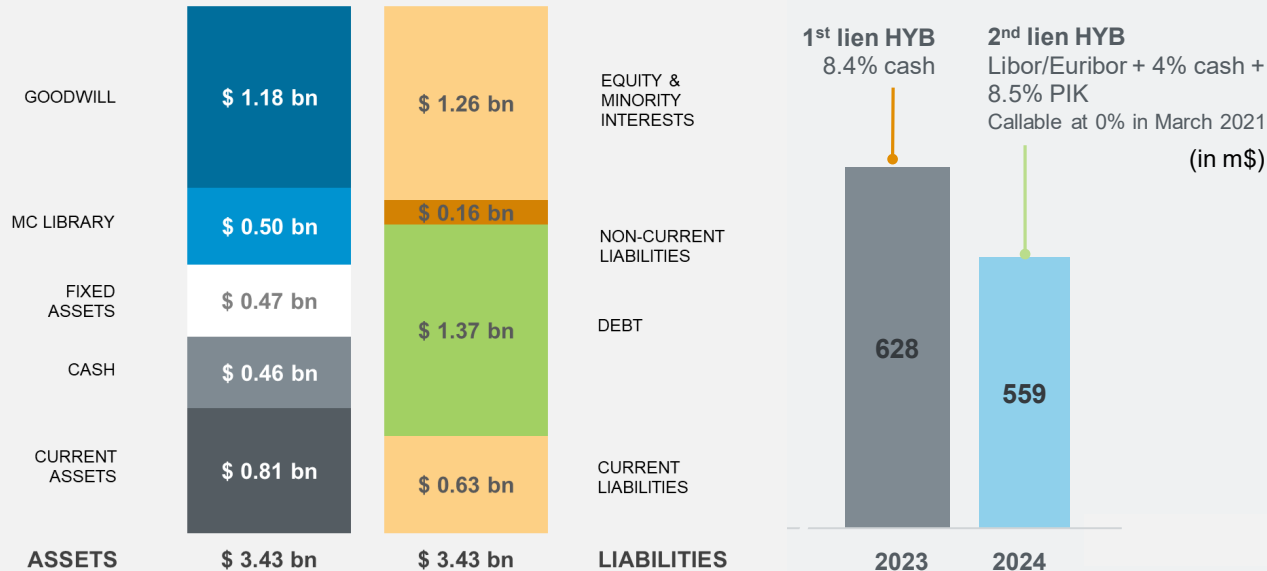


Rank in Sector

2/23



# Balance Sheet & Capital Structure at September 30, 2020



- Cash liquidity at **\$465m**
- Gross debt at:
  - \$1,213m** before IFRS 16
  - \$1,375m** after IFRS 16
- Net debt at:
  - \$749m** before IFRS 16
  - \$910m** after IFRS 16
- Segment leverage at **1.9x Net Debt / LTM EBITDAs** (before IFRS 16)

